



INTERACTIVE INSTITUTES **2022**

BUILDING AND SUSTAINING A CULTURE OF HIGH-QUALITY DATA

The Assessment Ghosts of Past, Present, and Future: What's Next for Indicator 3?

June 21–23, 2022



IDEA DATA
CENTER

Collect, Report, Analyze, and
Use High-Quality Part B Data



Presenters



Nashville, TN - June 6–7, 2022

Susan Hayes, IDEA Data Center

Kate Nagle, IDEA Data Center

Virtual - June 21–23, 2022

Susan Hayes, IDEA Data Center

Kate Nagle, IDEA Data Center



IDEA DATA
CENTER

Collect, Report, Analyze, and
Use High-Quality Part B Data

Setting the Stage

How did setting baselines and targets for Indicator 3 for your state's FFY 2020 SPP/APR submission go?

Response Option #1



Source: <https://giphy.com/gifs/YourHappyWorkplace-your-happy-workplace-wendy-conrad-well-that-was-fun-gsIZBUheff3qHI9eUN>

Response Option #2



Source: <https://www.youtube.com/watch?v=MpUWrI3-mc8>

Context Setting

- The classic Charles Dickens tale, *A Christmas Carol*, illustrates the power of considering the past, present, and future to better understand the choices available in any given moment
- The lesson can apply to Indicator 3 as well!




Context Setting (cont.)

- The assessment landscape has been fraught with issues
 - Lack of longitudinal data (given the interruption in statewide assessment in school year 2019–20)
 - Continuing impact of COVID-19 on state assessment participation and performance
 - Possible impact of U.S. Department of Education flexibilities on 2020–21 statewide assessments
- States faced the difficult task of determining baseline data and setting future targets for Indicator 3—an indicator that also underwent a complete overhaul in the FFY 2020 SPP/APR package

During Today's Roundtable Discussion

- We will explore how you navigated these challenges and partnered with stakeholders to prepare for the FFY 2020 SPP/APR submission
- We also will discuss future plans for this indicator



Participant Outcomes

- Learn about state approaches and processes related to FFY 2020 SPP/APR Indicator 3 baseline and target setting
- Identify shared questions and challenges related to future SPP/APR Indicator 3 baseline and target setting

Agenda

- “Reading the Room” activity and discussion
- Discussion with participants
 - Looking to the past: Debriefing the FFY SPP/APR 2020 submission
 - Looking to the future: Planning for future submissions
- Wrapping up and identifying TA needs

“Reading the Room”

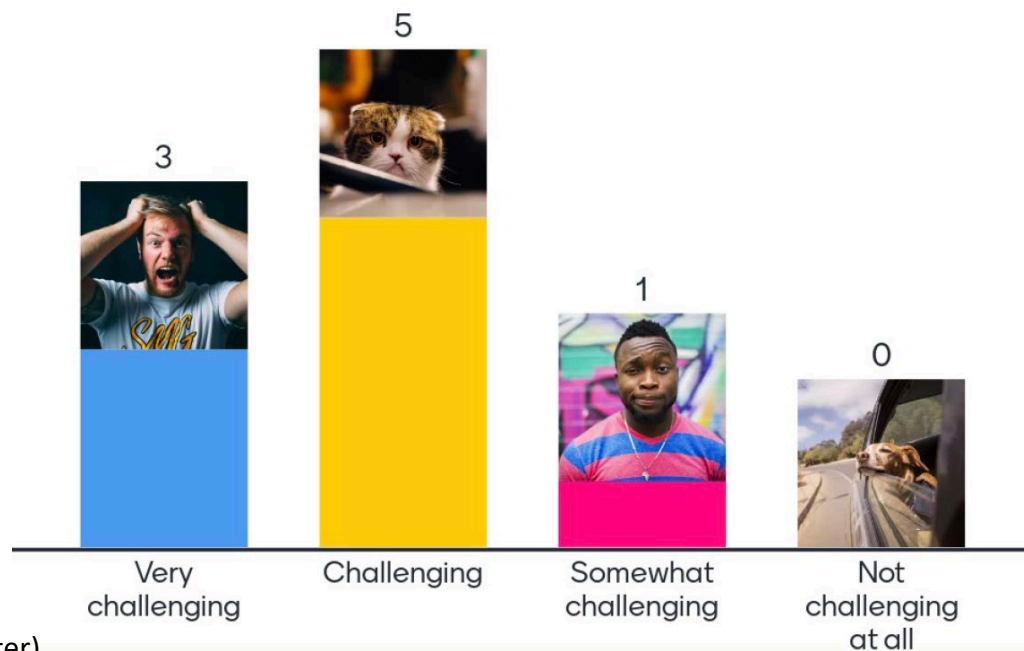


IDEA DATA
CENTER

Collect, Report, Analyze, and
Use High-Quality Part B Data

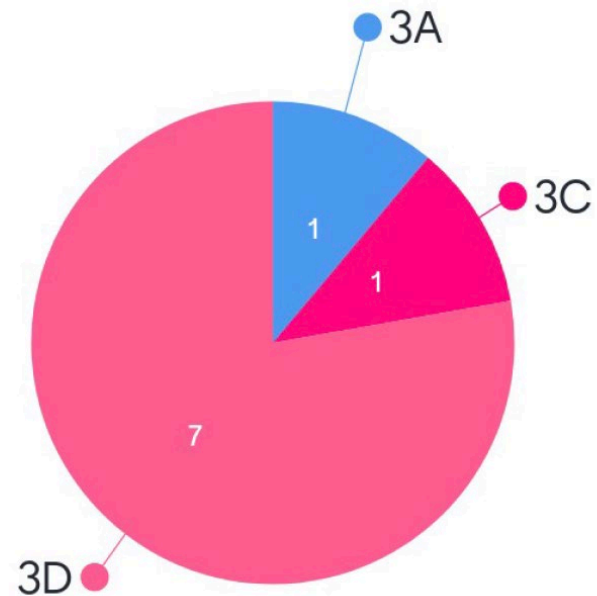
ii22

Overall, how challenging did your state find the process of baseline and target setting for Indicator 3 your FFY 2020 submission this year?



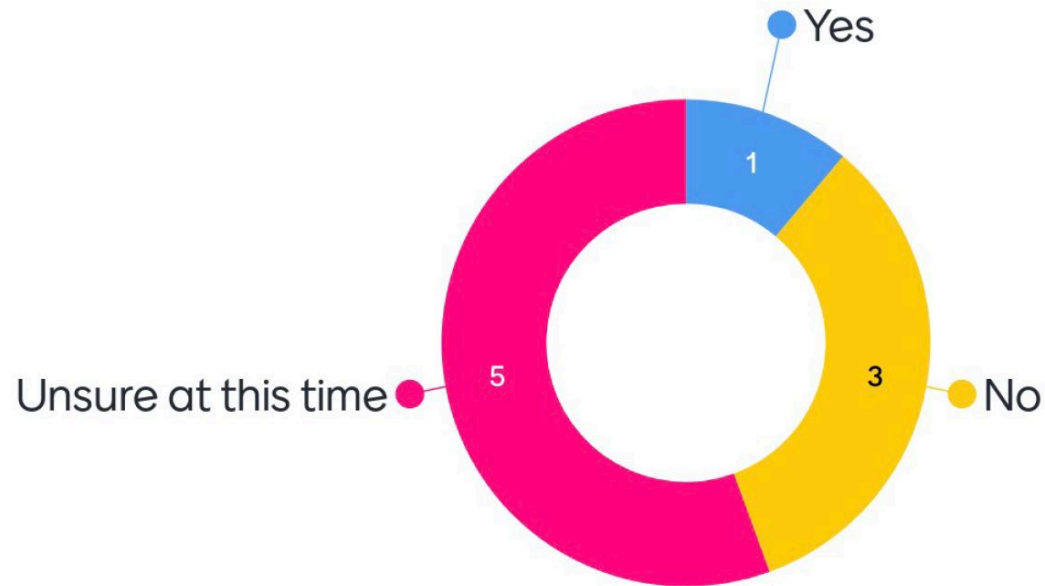
Source: Third-party application (Mentimeter).

Which Indicator 3 sub-indicator presented the greatest challenges for your state and stakeholders in terms of setting baseline and target data?



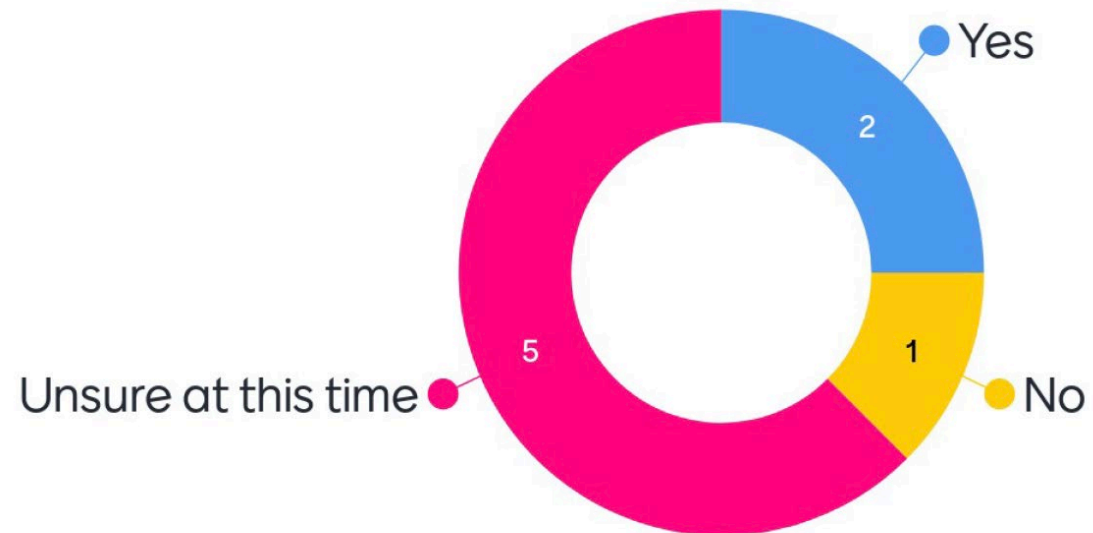
Source: Third-party application (Mentimeter).

Does your state plan to reset baseline or target data for any of the Indicator 3 sub-indicators? [3A]



Source: Third-party application (Mentimeter).

Does your state plan to reset baseline or target data for any of the Indicator 3 sub-indicators? [3B]



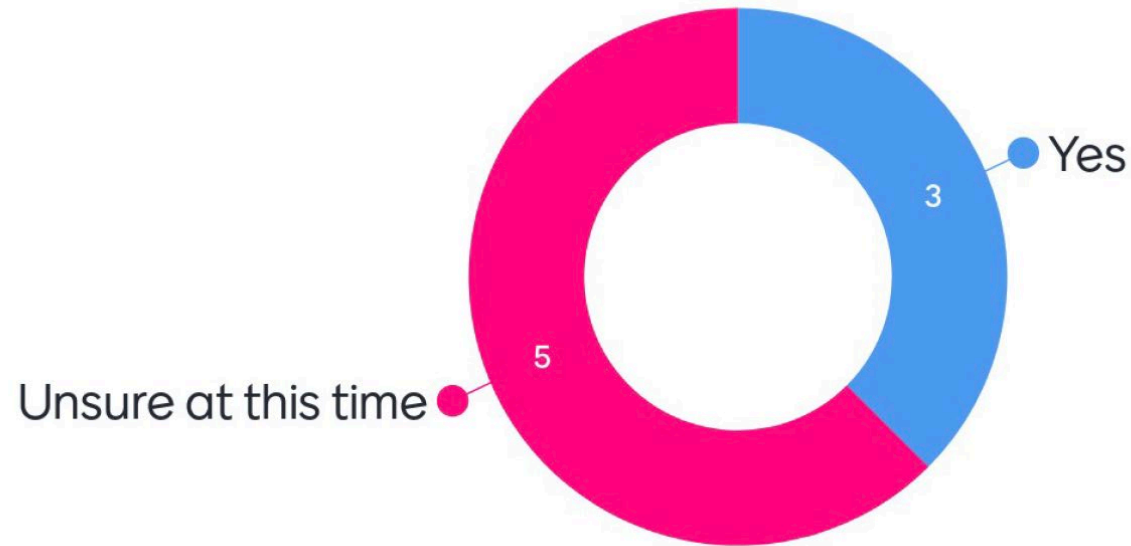
Source: Third-party application (Mentimeter).

Does your state plan to reset baseline or target data for any of the Indicator 3 sub-indicators? [3C]



Source: Third-party application (Mentimeter).

Does your state plan to reset baseline or target data for any of the Indicator 3 sub-indicators? [3D]



Source: Third-party application (Mentimeter).

Group Discussion Part 1: *Looking to the Past—Debriefing the FFY SPP/APR 2020 Submission*



IDEA DATA
CENTER

Collect, Report, Analyze, and
Use High-Quality Part B Data

ii22

Group Discussion Part 1

- How did preparing for the FFY 2020 submission go? How did you approach baseline and target setting for Indicator 3? What posed the greatest challenges?
- How did you engage stakeholders in the process? Which stakeholders did you invite to be a part of the process? What questions did they have about Indicator 3?
- How did your state and stakeholders manage the missing 2019-20 school year data as well as the impact of COVID and school closures when considering targets?
- What priorities did stakeholders express when it came to target setting? (Thinking about the impact of COVID, for example)

Group Discussion Part 2: *Looking to the Future—Plans for Future SPP/APR Submissions*



IDEA DATA
CENTER

Collect, Report, Analyze, and
Use High-Quality Part B Data

ii22

Group Discussion Part 2

- For which Indicator 3 sub-indicators (if any) do you plan to revise baseline or target data in your FFY 2021 submission? Why?
- What changes do you anticipate making? How will you involve stakeholders in this process?
- In what ways will you use the indicator 3 data to improve outcomes for children with IEPs at the state and LEA levels?

Gratitude

- Thank you to all of you for engaging and sharing your FFY 2020 experiences!
- We would appreciate everyone's thinking on two final questions...

IDC Resources

[Navigating Uncharted Waters: Engaging Stakeholders in Part B Indicator 3 Baseline and Target Setting](#)

- Customizable resource includes
 - PowerPoint template and presentation notes
- States can tailor information in the PowerPoint to
 - Reflect their own contexts
 - Meet the needs of different audiences

IDC Resources (cont.)

Webinar: [*The Changing Landscape of Indicator 3: Assessment and Engaging Stakeholders in Baseline and Target Setting*](#)

- Indicator 3 changes
- Looked at how some states are preparing and working with stakeholders to set baselines and targets for Indicator 3
- Addressed data quality concerns due to COVID-19 closures and reopenings
- Discussed 2021 testing flexibilities and how they affect setting baselines and targets

IDC Resources (cont.)

[Statewide Assessment: Indicator 3 Measurement Changes From FFY 2019 to FFY 2020–2025](#)

- Describes new reporting requirements and measurement changes to Part B SPP/APR Indicator 3
- Offers a side-by-side comparison of the FFY 2019 and FFY 2020 SPP/APR Part B indicator measurement tables to highlight relevant differences in SPP/APR reporting of Indicator 3

Contact Us



- Susan Hayes, shayes@wested.org
- Kate Nagle, knagle@wested.org



IDEA DATA
CENTER

Collect, Report, Analyze, and
Use High-Quality Part B Data

What actions will you take to commit to being a Data Quality Influencer?



IDEA DATA
CENTER

Collect, Report, Analyze, and
Use High-Quality Part B Data



For More Information



Visit the IDC website

<http://ideadata.org/>



Follow us on Twitter

<https://twitter.com/ideadatacenter>



Follow us on LinkedIn

<http://www.linkedin.com/company/idea-data-center>



IDEA DATA
CENTER

Collect, Report, Analyze, and
Use High-Quality Part B Data

ii22

The contents of this presentation were developed under a grant from the U.S. Department of Education, #H373Y190001. However, the contents do not necessarily represent the policy of the U.S. Department of Education, and you should not assume endorsement by the federal government.

Project Officers: Richelle Davis and Rebecca Smith

