



Back-to-Basics on Part C Timely Service Delivery and Timeliness of IFSP—What You Need to Know About Indicators 1 and 7

Tony Ruggiero
Jeffri Brookfield
Sarah Walters

June 22, 2017

Welcome to Back-to-Basics on Indicator 1: Receipt of Timely Services & Indicator 7: 45-Day Timeline Part C





Participant Outcomes

- Increase understanding of IDEA Part C Indicators 1 and 7, timely services to infants and toddlers ages birth to 3 and timeliness of individualized family service plan (IFSP), to ensure high-quality data for State Performance Plan/Annual Performance Report (SPP/APR) reporting.
- Learn about available resources and supports for understanding and reporting Indicators 1 and 7.

POLLS: Round One

- Who is on the call?
- Experience?



INDICATOR 1: TIMELY RECEIPT OF SERVICES



Overview of Part C Indicator 1

- Indicator is a required indicator for SPP/APR.
- This is a compliance indicator.
- Target is 100%.
- States define “Timely.”





Measurement Table Language

- Indicator 1
 - Percent of infants and toddlers with IFSPs who receive the early intervention services on their IFSPs in a timely manner
 - Data source: Data to be taken from monitoring or state data system
 - Based on actual, not an average, number of days



National Data: FFY 2014

Indicator 1. Percent of infants and toddlers with IFSPs who receive the early intervention services on their IFSPs in a timely manner:

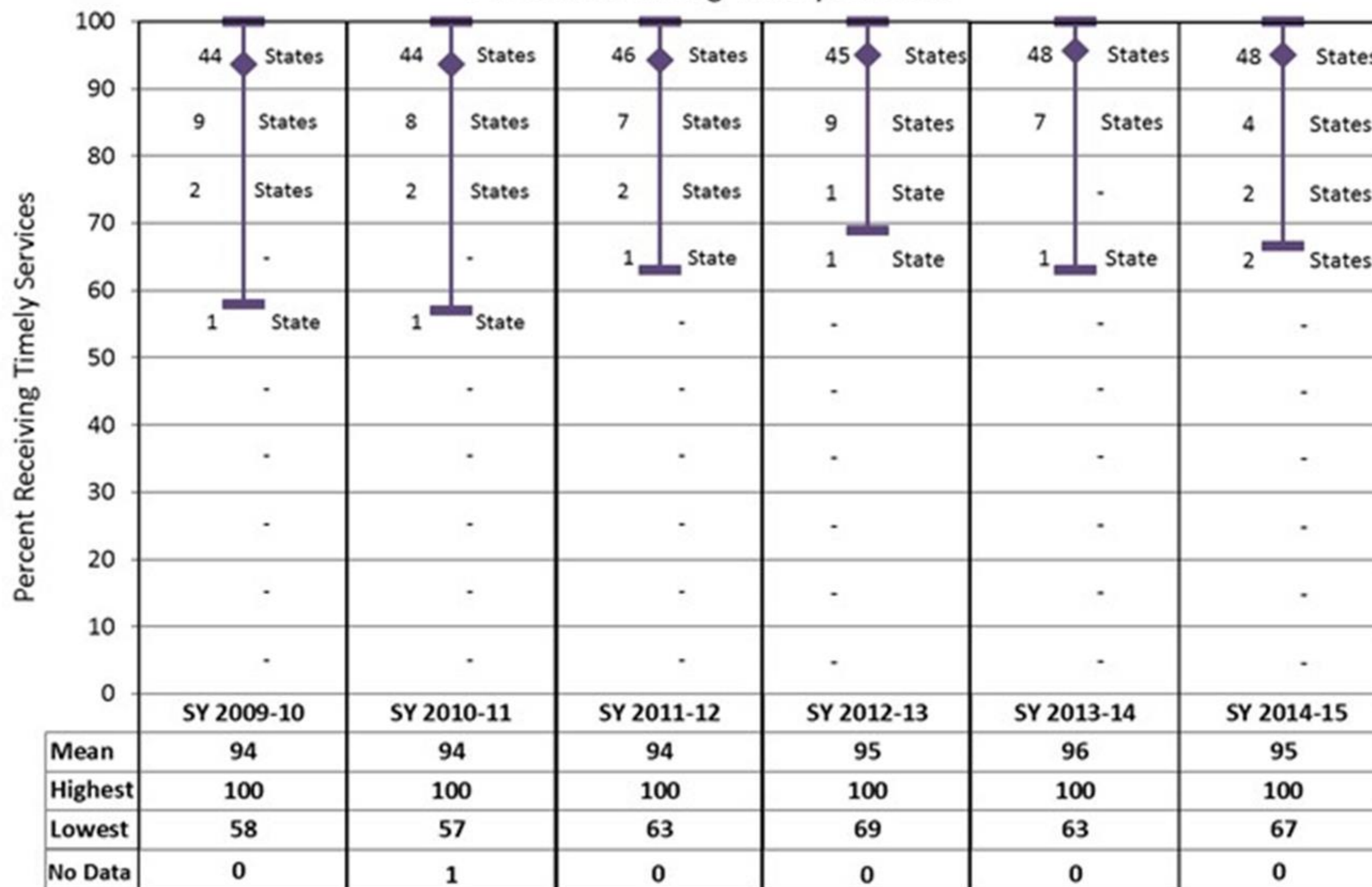
- National Mean: 95%
- Range: 67% to 100%

How does your state define “Timely”?

National Picture of Timely Receipt of Services: Indicator 1 (Ages Birth to 3)

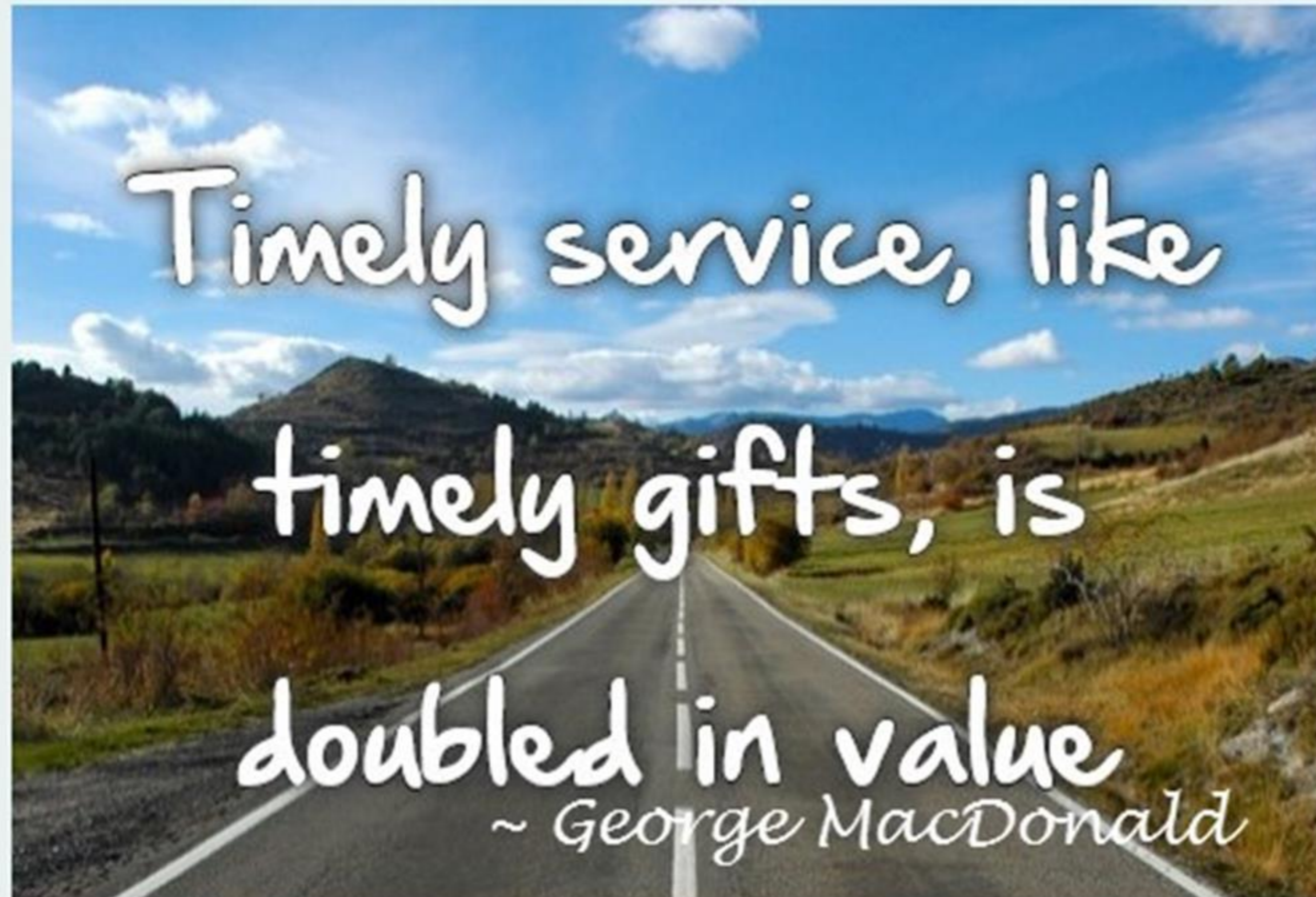


Trends - Six Years of Indicator C1 Data
Percent Receiving Timely Services



Importance of Receipt of Timely Services (Indicator 1)

- Timely early intervention is critical to child outcomes.





INDICATOR 7: 45-DAY TIMELINE

Sunday	Monday	Tuesday	Wednesday	Thursday	Friday	Saturday
January 1	2	3 Referral	4	5	6	7
8	9	10	11	12	13	14
15	16	17	18	19	20	21
22	23	24	25	26	27	28
29	30	31	February 1	2	3	4
5	6	7	8	9	10	11
12	13	14	15	16 Signed IFSP	17	18



Measurement Table Language

- Indicator 7
 - Percent of eligible infants and toddlers with IFSPs for whom initial evaluation, initial assessment, and the initial IFSP meeting were conducted within Part C's 45-day timeline
 - Data source: Data to be taken from monitoring or state data system and must address the timeline from point of referral to initial IFSP meeting
 - Based on actual, not an average, number of days



Overview of Part C Indicator 7

- Indicator 7 is a required indicator for SPP/APR.
- This is a compliance indicator.
- Target is 100%.
- States may define and count as timely delays that are requested by the family, based on family circumstances (e.g., child is ill).
- 45 days are counted as consecutive days (not work days).



National Data: FFY 2014

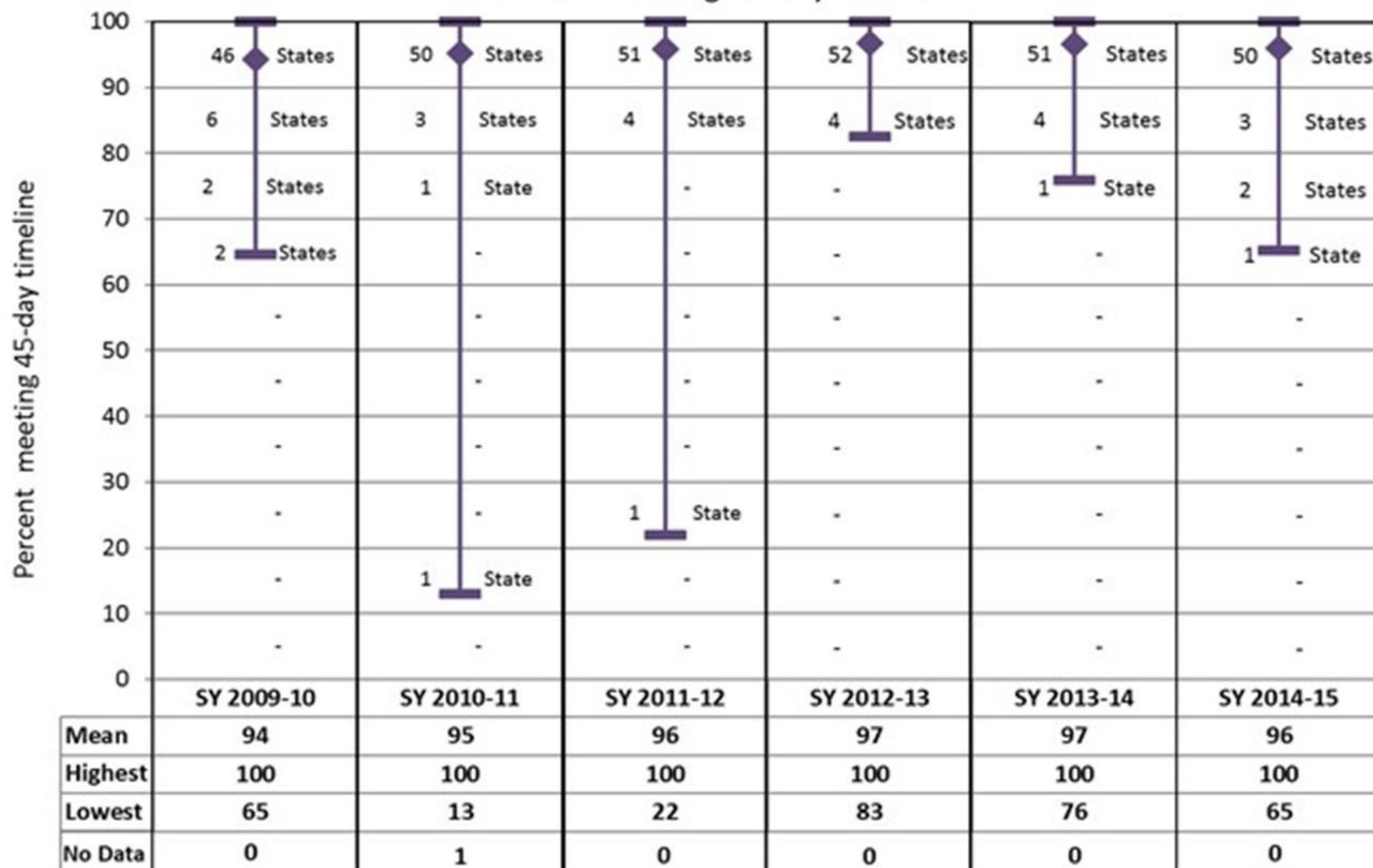
Indicator 7. Percent of eligible infants and toddlers with IFSPs for whom initial evaluation, initial assessment, and the initial IFSP meeting were conducted within Part C's 45-day timeline:

- National Mean: 96%
- Range: 65% to 100%

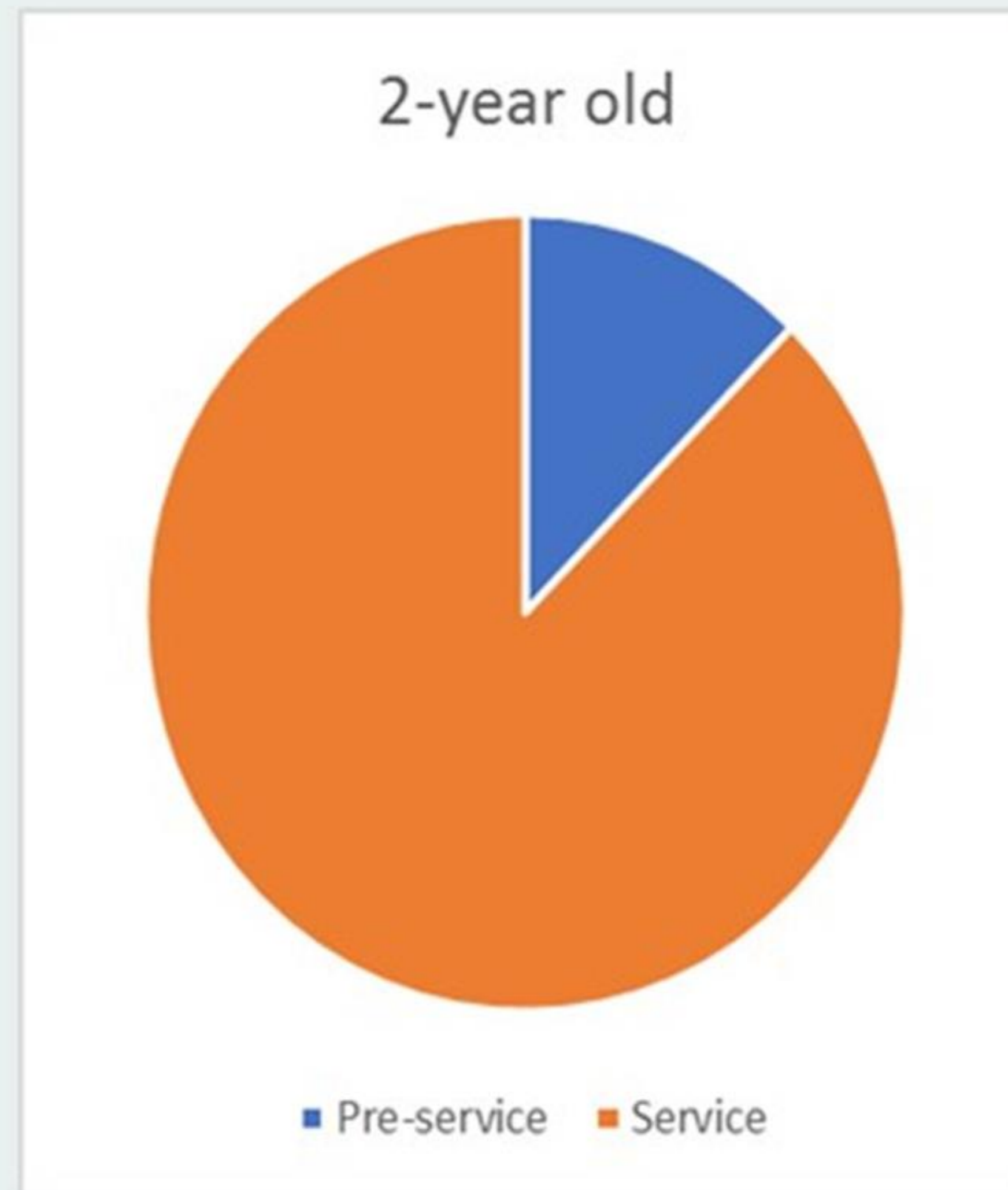
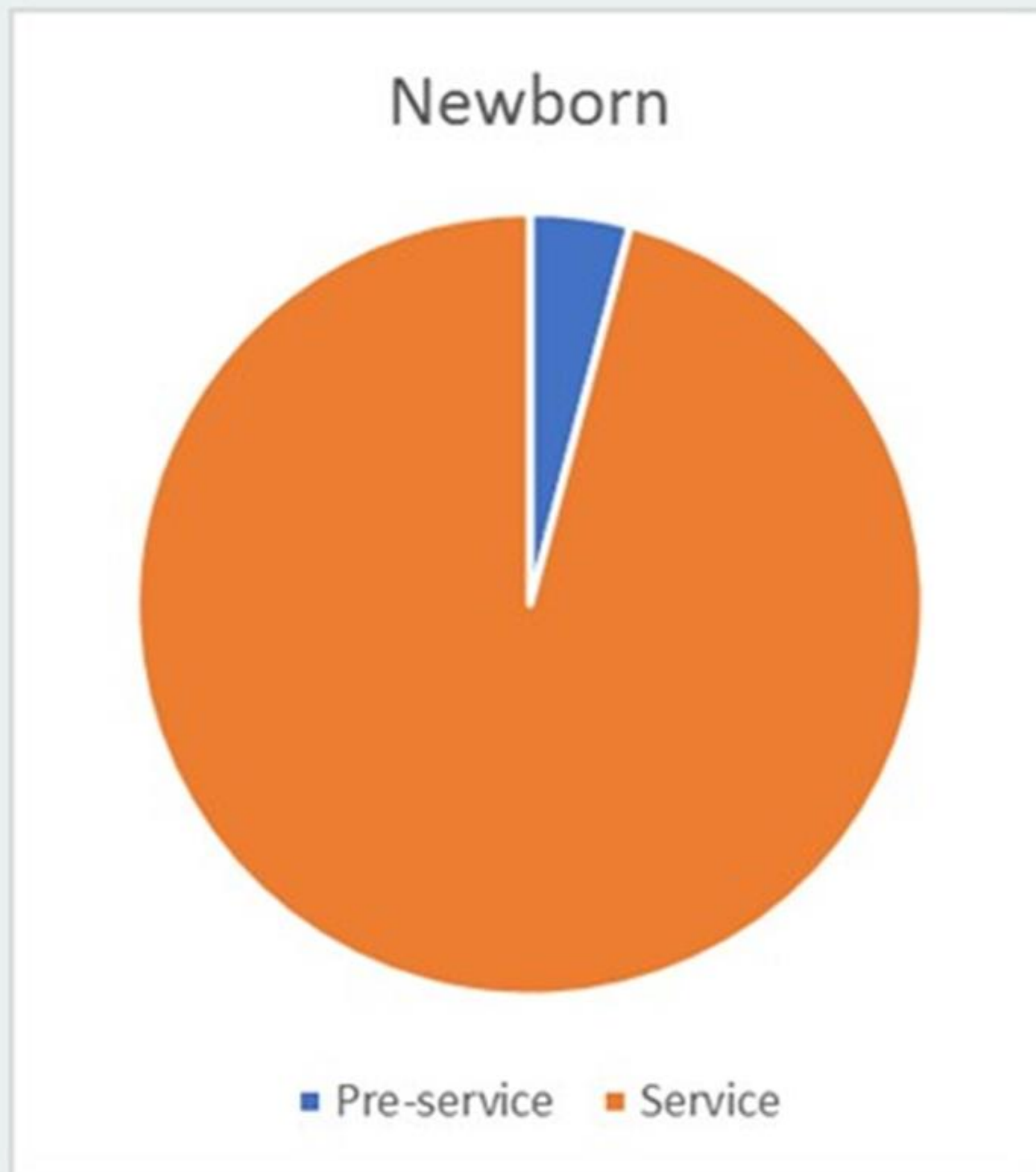
National Picture of 45-Day Timeline Data: Indicator 7 (Ages Birth to 3)



Trends - Six Years of Indicator C7 Data
Percent meeting 45-day timeline



Importance of C7: 45-Day Timeline (so little time until they become 3-year-olds)





A Closer Look: You have data, so take a look at it!

- The reported C7 data tells us how close a state is to meeting the minimum compliance standard (i.e., 100% within 45 days).
- You can use the initial IFSP date and referral date to tell how quickly you are developing initial plans for eligible infants/toddlers and their families.
- Worried parents: Would they rather refer their child to a program with an average time of 36 days and 99% compliance or a program with an average time of 44.5 days and 100% compliance?

POLLS: Round Two

- Timeline challenges





Submission for Indicators 1 & 7: SPP/APR

Timely Receipt of Services & 45-Day Timeline

- Submitted to Office of Special Education Programs (OSEP) via GRADS360^o
- Only accessible to state-authorized users who have a unique login username and password
- Due the beginning of February each year

GRADS360°



Home Collaborate Research

Program: [Home](#) | [About](#) | [Highlighted Resources](#) | [SPP APR Resources](#) | [Fiscal](#) | [Grants](#) | [SSIP](#) | [TA Calls and Monthly Update](#)

Home

Home > Overview > Home

Welcome OSEP

Office of Special Education Programs

Welcome to the OSEP GRADS360° Site

On the OSEP GRADS360° site you can find highlighted SPP/APR resources here on home page, other OSEP material on the Publications and Tools page, and an events calendar with important dates to remember. GRADS360° will also be the platform for States to submit the IDEA Part B and Part C State Performance Plan/Annual Performance Report (SPP/APR) electronically each year.

Announcements

Upcoming events, status updates, reminders, and other announcements about OSEP and OSERS related activities and information will be posted in this section.

- **OSEP June TA Call:** OSEP will be conducting its monthly TA call Thursday, June 8, 2017, at 4:00 p.m.

State Profiles

Part B Part C

States completing the SPP/APR

Log in for more info!



GRADS360°

Indicator 1



FFY 2014 SPP/APR Data

Number of infants and toddlers with IFSPs who receive the early intervention services on their IFSPs in a timely manner	Total number of infants and toddlers with IFSPs	FFY 2013 Data*	FFY 2014 Target*	FFY 2014 Data

Number of documented delays attributable to exceptional family circumstances (this number will be added to the Number of infants and toddlers with IFSPs who receive their early intervention services on their IFSPs in a timely manner)

What is the source of the data provided for this indicator?

- State monitoring
- State database

Provide the time period in which the data were collected (e.g., September through December, fourth quarter, selection from the full reporting period).

Describe how the data accurately reflect data for infants and toddlers with IFSPs for the full reporting period.

GRADS₃₆₀^o

Indicator 7



FFY 2014 SPP/APR Data

Number of eligible infants and toddlers with IFSPs for whom an initial evaluation and assessment and an initial IFSP meeting was conducted within Part C's 45-day timeline	Number of eligible infants and toddlers evaluated and assessed for whom an initial IFSP meeting was required to be conducted	FFY 2013 Data*	FFY 2014 Target*	FFY 2014 Data

Number of documented delays attributable to exceptional family circumstances (this number will be added to the Number of eligible infants and toddlers with IFSPs for whom an initial evaluation and assessment and an initial IFSP meeting was conducted within Part C's 45-day timeline)

What is the source of the data provided for this indicator?

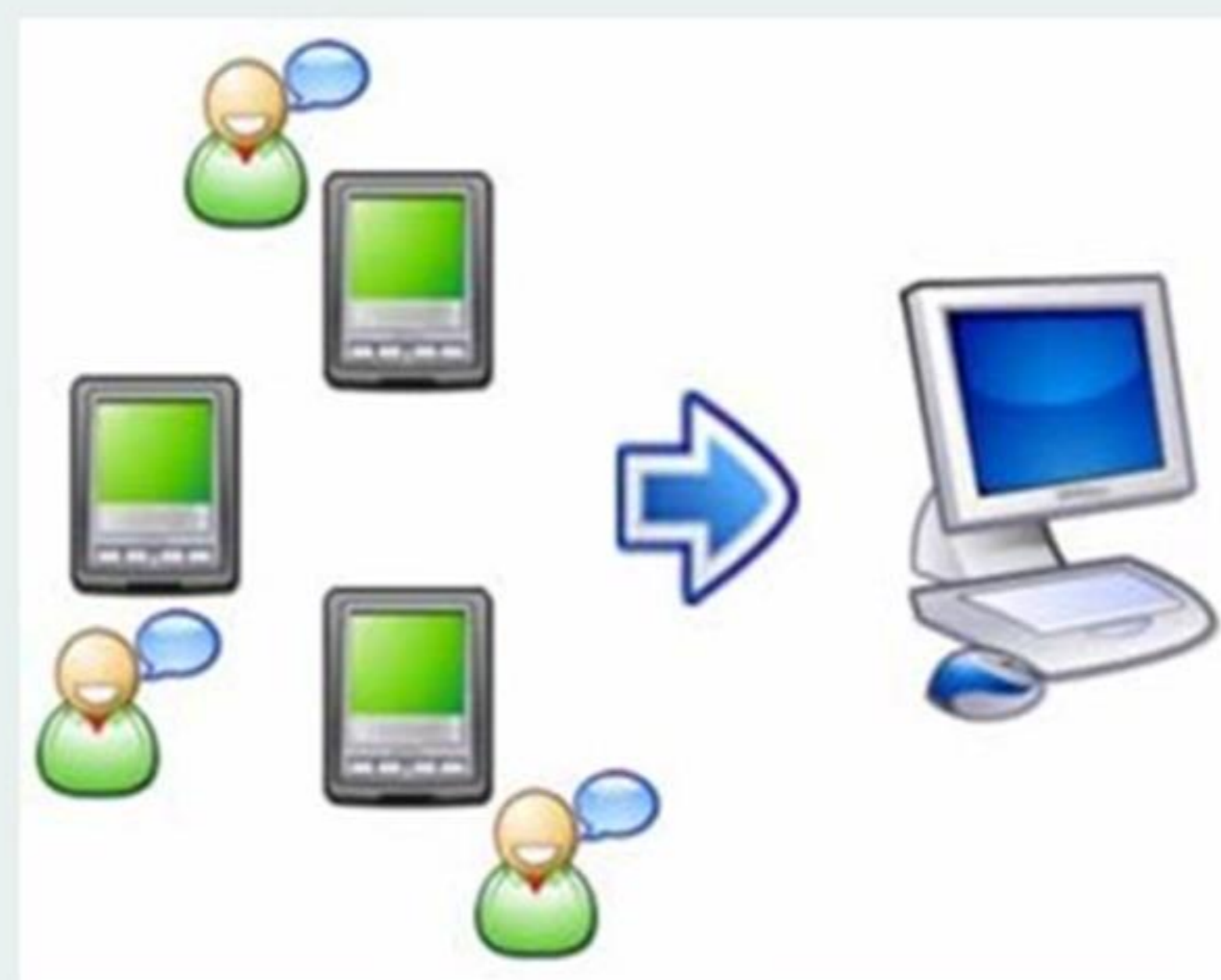
- State monitoring
- State database

Provide the time period in which the data were collected (e.g., September through December, fourth quarter, selection from the full reporting period).

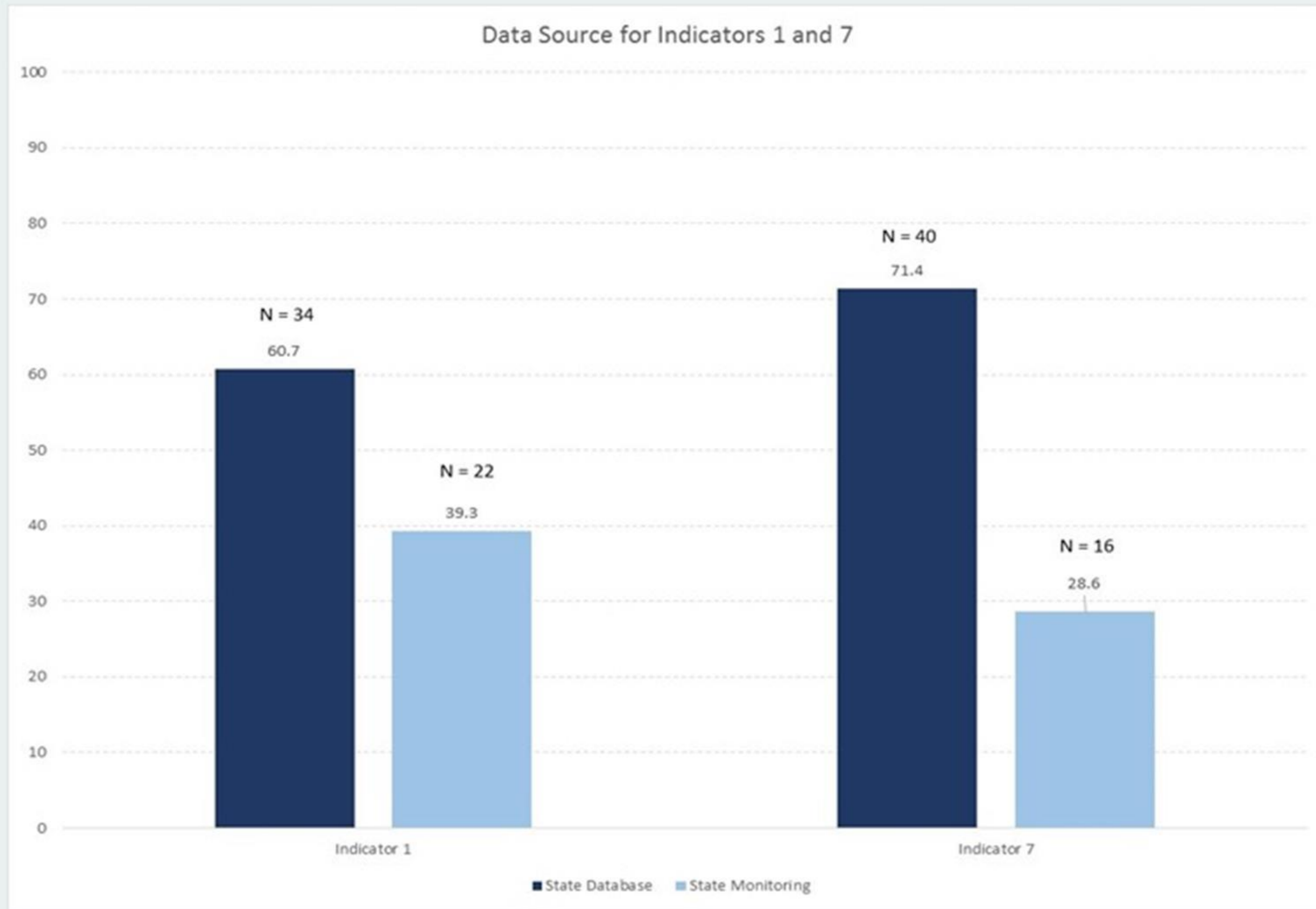
Describe how the data accurately reflect data for infants and toddlers with IFSPs for the full reporting period.

State Data Sources

- If data are from state monitoring, describe the method used to select early intervention service (EIS) programs for monitoring.
- If data are from a state database, describe the time period in which the data were collected.



State Data Sources (cont.)




ALWAYS ...

CONSIDER
THE
SOURCE



Discussion: Data Collection Strengths & Challenges



Q & A

- What are your questions on Timely Receipt of Services & 45-Day Timeline?



OSEP Resources

<https://osep.grads360.org>



The screenshot shows the OSEP GRADS360 website in an Internet Explorer browser window. The address bar displays <https://osep.grads360.org/#program>. The website features the GRADS logo at the top left, followed by navigation tabs for 'Home' and 'Collaborate'. A secondary navigation bar includes links for 'Program: Home', 'About', 'Highlighted Resources', 'SPP APR Resources', 'Fiscal', 'Grants', 'SSIP', and 'Monthly Update'. The main content area has a breadcrumb trail 'Home > Overview > Home' and a large banner with the text 'Welcome OSEP Office of Special Education Programs'. The banner includes four photographs: a group of young women, a group of children sitting on a lawn, two young boys hugging, and a young girl with braids clapping. Below the banner, there is a section titled 'Welcome to the OSEP GRADS360 Site' with a brief description of the site's resources. To the right, there is a 'State Profiles' section with buttons for 'Part B' and 'Part C'. The browser's taskbar at the bottom shows various open applications and the system clock at 10:30 AM.

OSEP SPP/APR Resources

<https://osep.grads360.org/#program/spp-apr-resources>



Home

Collaborate

Research

Program: Home | About | Highlighted Resources | **SPP APR Resources** | Fiscal | Grants | SSIP | TA Calls and Monthly Update

SPP APR Resources

Home > Overview > SPP APR Resources



SPP/APR Resources

Part B

- [Part B 2017 SPP/APR Memo](#)
- [Part B 2017 Measurement Table](#)
- [Part B 2017 SPP/APR Instructions](#)
- [Part B 2017 Related Requirements](#)
- [Part B State Profile Page](#)
- [Part B SPP/APR 2016 Indicator Analyses](#)


Part C

- [Part C 2017 SPP/APR Memo](#)
- [Part C 2017 Measurement Table](#)
- [Part C 2017 SPP/APR Instructions](#)
- [Part C 2017 Related Requirements](#)
- [Part C 2017 ICC Form](#)
- [Part C State Profile Page](#)
- [Part C SPP/APR 2016 Indicator Analyses](#)
- [National Data Part C Indicators 5 & 6](#)

Announcements

Program Office Links

[Find Your State Contact](#)



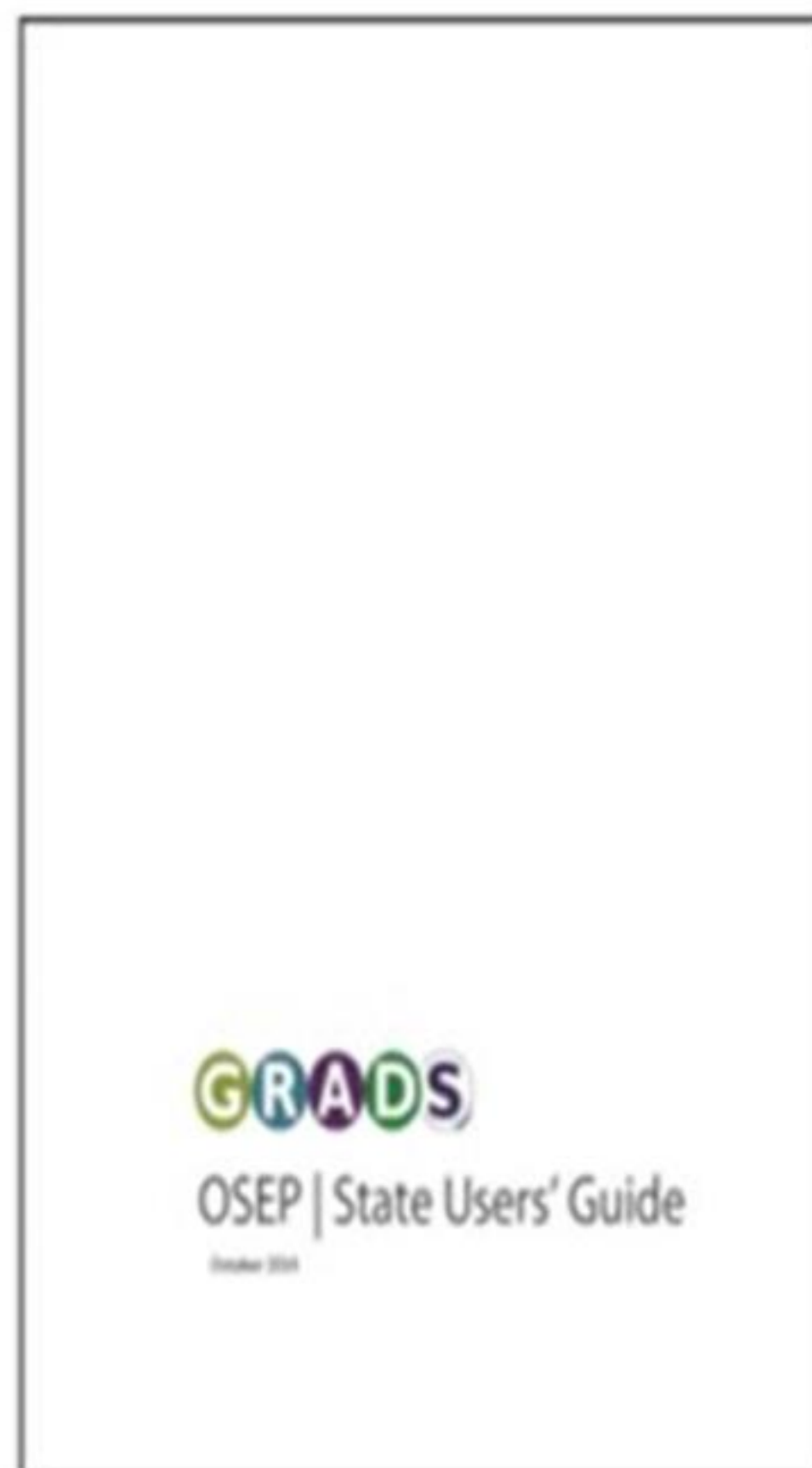
OSEP SPP/APR Resources

GRADS360° OSEP State Users' Guide



Publication Details

[Return](#)



OSEP State Users' Guide

Summary: GRADS OSEP site user guide for State users.

Institution: AEM Corporation

Publication Year: 2014

Topics: SPP/APR: Submission Tools

Associated Files and URLs:

Name	Description	Type	Download
GRADS_OSEP_State_User_Guide_v1.pdf	Version 1	Adobe Acrobat	

ECTA SPP/APR Page

<http://ectacenter.org/partc/partcapr.asp>



ECTA Center

The Early Childhood Technical Assistance Center

Improving Systems, Practices and Outcomes

Google Custom Search

Search x

[Part C](#) | [Section 619](#) | [Contacts](#) | [Topics A-Z](#) | [Events](#) | [Research & Reference](#) | [Publications](#) | [eNotes](#) | [For Families/Para Familias](#)

[System Framework](#) | [DEC Recommended Practices](#) | [Implementation Process](#) | [Implement & Scale Up EBP](#) | [SSIP](#) | [Outcomes Measurement](#)

State Performance Plan / Annual Performance Review (SPP/APR)

[Early Intervention Program for Infants and Toddlers with Disabilities \(Part C of IDEA\)](#)

[30th Anniversary!](#)

[Part C Grants to States](#)

- [Minimum Components Required under Part C of IDEA](#)
- [Lead Agencies for State Part C Early Intervention Programs](#)

[State Performance Plan / Annual Performance Review \(SPP/APR\)](#)

- [Part C SPP/ APR Indicator Analyses](#)

[Part C National Program Data](#)

[Federal Law, Regulations and Policy Letters for Part C](#)

[Extended Part C Option](#)

[States' Part C Regulations and Policies](#)

[OSEP Part C Guidance and Training Resources](#)

States receiving IDEA funds must have a State Performance Plan/Annual Performance Report (SPP/APR) that evaluates their efforts to implement the requirements and purposes of Parts B and C of the IDEA, and reports annually on their performance.

Part C SPP/APR Resources

- [OSEP GRADS360®](#) is the platform for States to submit their SPP/APRs electronically and includes a variety of related materials, including:
 - [SPP/APR Resources](#) - SPP/APR Memo, Part C Measurement table, Part C Instructions, Part C Related Requirements, Part C ICC Form, Part C Indicators 5 & 6 National Data
 - [State Systemic Improvement Plan \(SSIP\) Resources](#) - Q&As, upcoming events, status updates, reminders, and other announcements
 - [Part C State Profiles](#) - most recent SPP/APRs and OSEP's response, state data profiles, determination letters, Results Driven Accountability determination matrices, and more

[State Systemic Improvement Plan \(SSIP\)](#): Information about the SSIP process, SSIP-related webinars from the ECTA Center and its partners, and information on joining Communities of Practice focused on this important work.

Page Contents

- [Part C SPP/ APR Resources](#)
- [Part C SPP/ APR Indicator Analyses](#)
 - [2016 \(FFY 2014-2015\)](#)
 - [2015 \(FFY 2013-2014\)](#)
 - [2014 \(FFY 2012-2013\)](#)
 - [2013 \(FFY 2011-2012\)](#)
 - [2012 \(FFY 2010-2011\)](#)
 - [2011 \(FFY 2009-2010\)](#)
 - [2010 \(FFY 2008-2009\)](#)
 - [2009 \(FFY 2007-2008\)](#)

IDC Resources

- Your [IDC State Liaison](#) can connect you with any of the following:
 - [Part C IDEA 618 Data Processes Toolkit](#)
 - <https://ideadata.org/resource-library/581b8f61150ba088098b456a/>
 - [IDEA Data Training Modules](#)
 - <http://newdatamanagers.ideadata.org/>
 - New Data Manager Coaching Program



Contacts for More Information

- Jeffri Brookfield, jbrookf@wested.org
- Sarah Walters, sarahwalters@westat.com
- Tony Ruggiero, robert.ruggiero@aemcorp.com
- Or contact your [IDC State Liaison](#)



For More Information

IDC Visit the IDC website
<http://ideadata.org/>



Follow us on Twitter
<https://twitter.com/ideadatatcenter>



Follow Us on LinkedIn
<http://www.linkedin.com/company/idea-data-center>

This presentation was developed under a grant from the U.S. Department of Education, #H373Y130002. However, the contents do not necessarily represent the policy of the U.S. Department of Education, and you should not assume endorsement by the federal government.

Project Officers: Richelle Davis and Meredith Miceli

