

Exploring Early Childhood Funding Streams and Resources to Build Infrastructure Capacity and Support Implementation





SSIP Interactive Institutes

Albuquerque, NM; April 29-30, 2015

Katy McCullough, DaSy, ECTA

Jacksonville, FL; May 12-13, 2015

Grace Kelley, DaSy, ECTA, NCSI

Chicago, IL; May 27-28, 2015

Grace Kelley, DaSy, ECTA, NCSI



The task for states:

To identify the fiscal resources needed to achieve your SIMR and to develop strategies to access them.

Leveraging Resources

1. Identify new resources (long term)
 - Funding streams
 - Aligning with existing initiatives
2. Shift funds within the existing budget (short term)
 - Align with existing budget priorities, when possible
 - Shift priorities
 - What are the consequences?
 - How do you meet competing priorities?

Questions

Now that you've completed Phase I, what are the fiscal implications of your coherent improvement strategies?

- Which components of your state system need to be strengthened to support implementation of those strategies?
- What aspect(s) of your improvement strategies will likely need additional funds or resources?

Steps in the Process

- Financing for What?
- Estimating Costs
- Mapping Current Resources
- Assessing Gaps
- Identifying(Prioritizing) Financing Strategies
 - Long vs. short term

Modified from PowerPoint presentation on Crating Financing Plan to achieve Results at Scale: <http://www.cssp.org/community/neighborhood-investment/other-resources/CreatingaStrategicFinancingPlantoAchieveResultsatScale.pdf>

Strategies for Prioritizing Use of Resources

- Begin with clarity on results and priorities for the work
- Match short-term needs to short-term funding; long-term needs to longer-term funding
- Allocate restricted funding first, then use flexible funding to fill in the gaps
- Align your budget with the priorities specified in the SSIP

Source: Modified from PowerPoint presentation on Creating Financing Plan to Achieve Results at Scale:

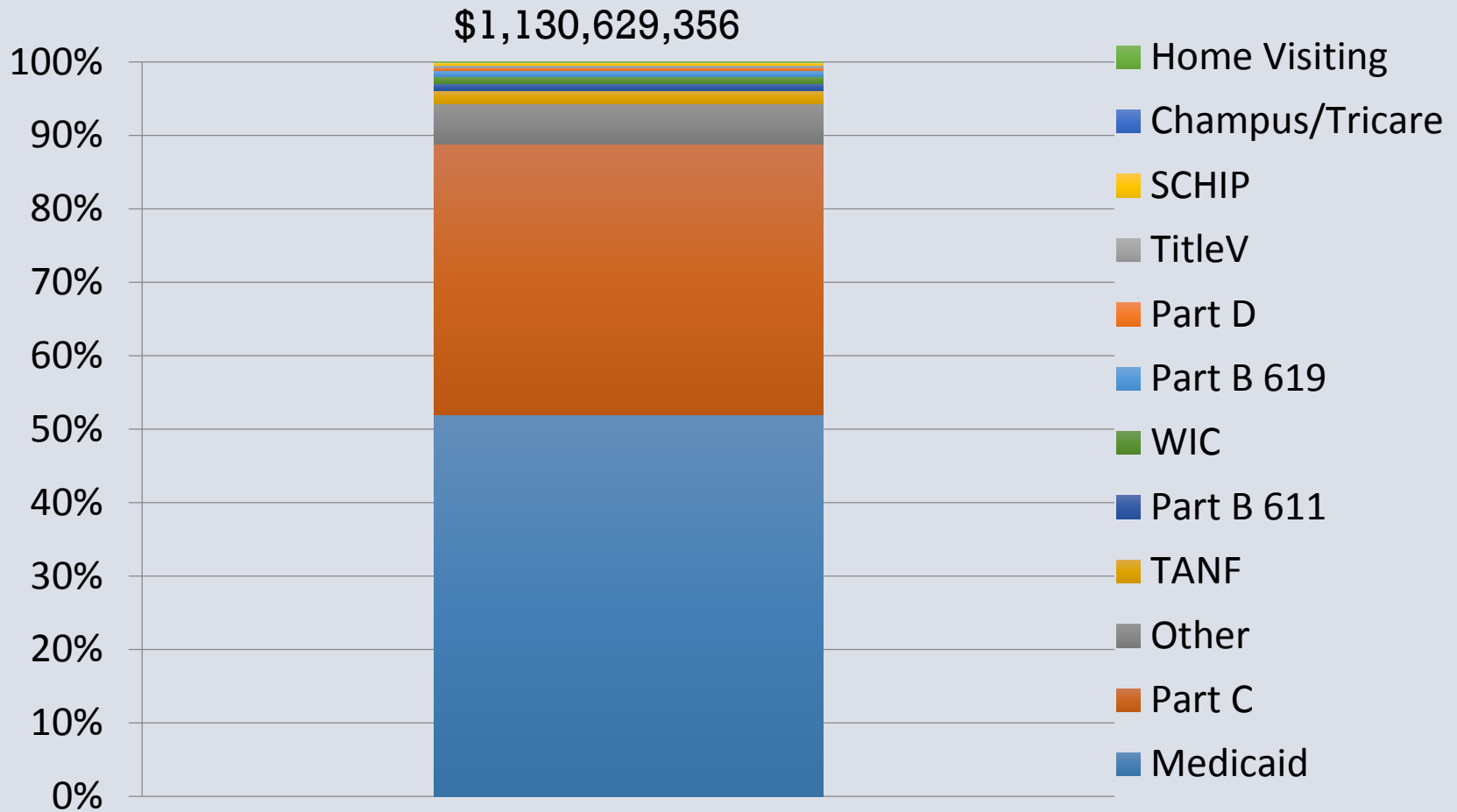
<http://www.cssp.org/community/neighborhood-investment/other-resources/CreatingaStrategicFinancingPlantoAchieveResultsatScale.pdf>

Current State Use of Funds for Part C



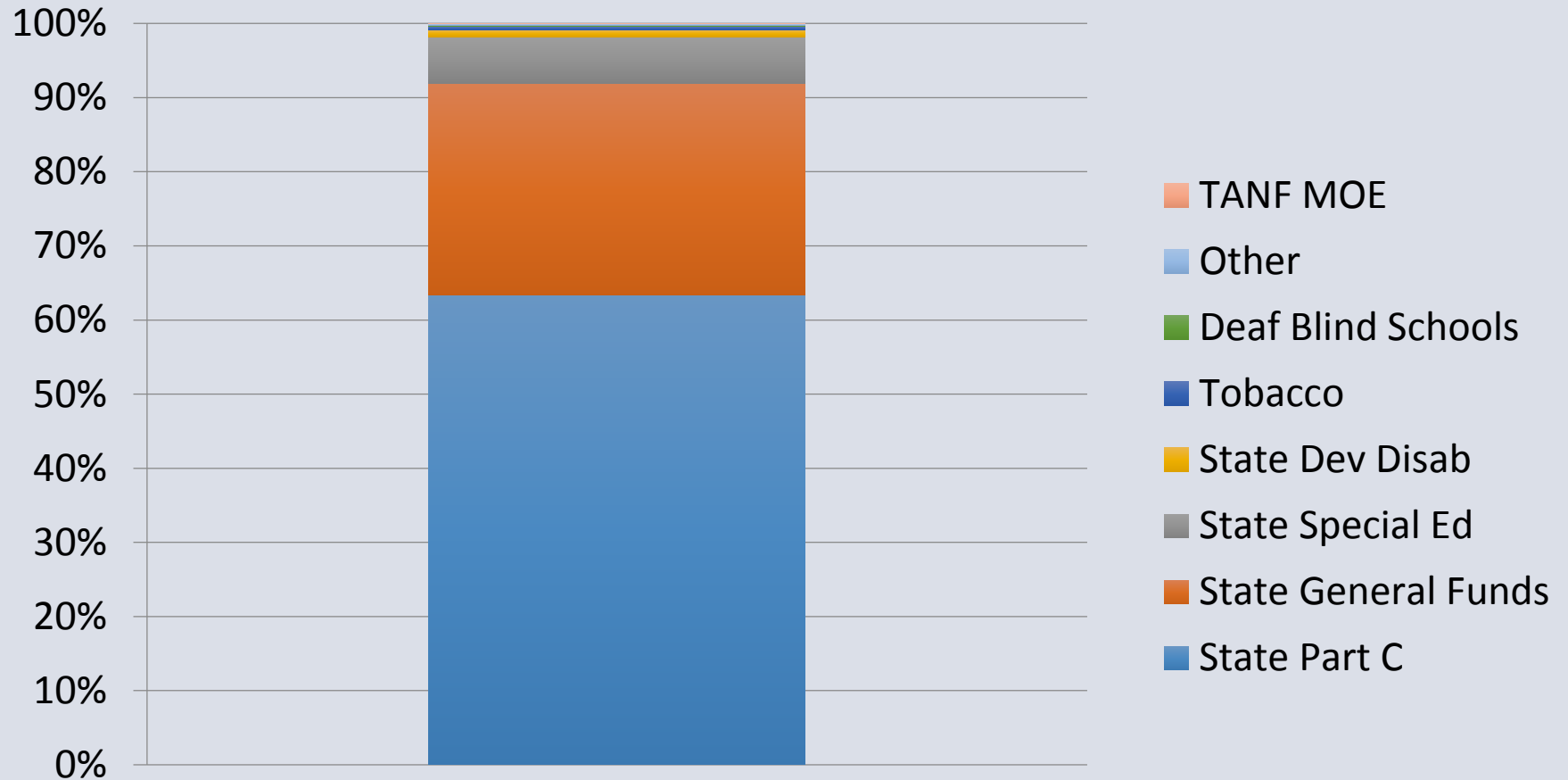
Source: <http://www.ideainfanttoddler.org/pdf/2014-ITCA-Finance-Survey.pdf>

Federal Funds



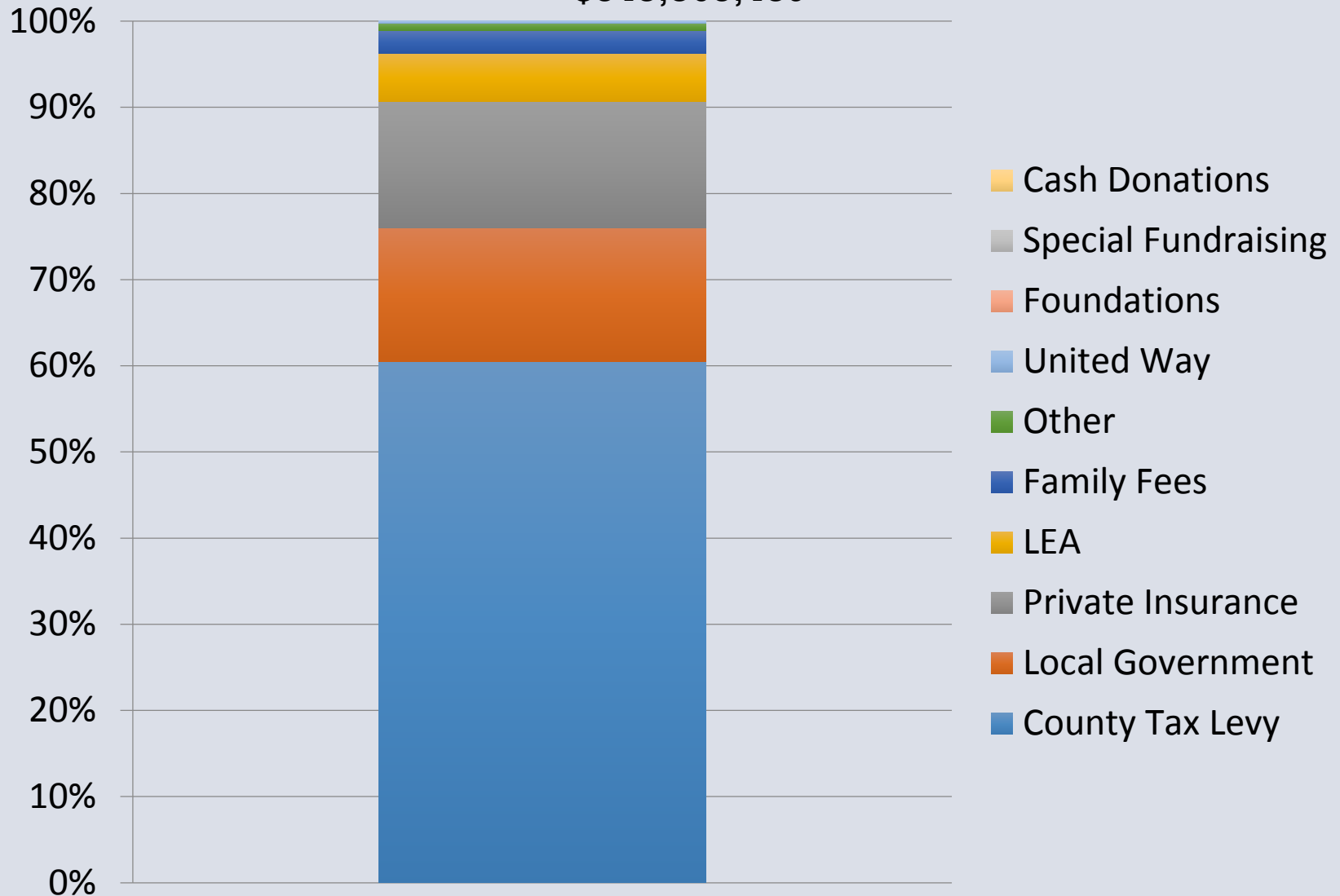
State Funds

\$2,025,509,558



Local Funds

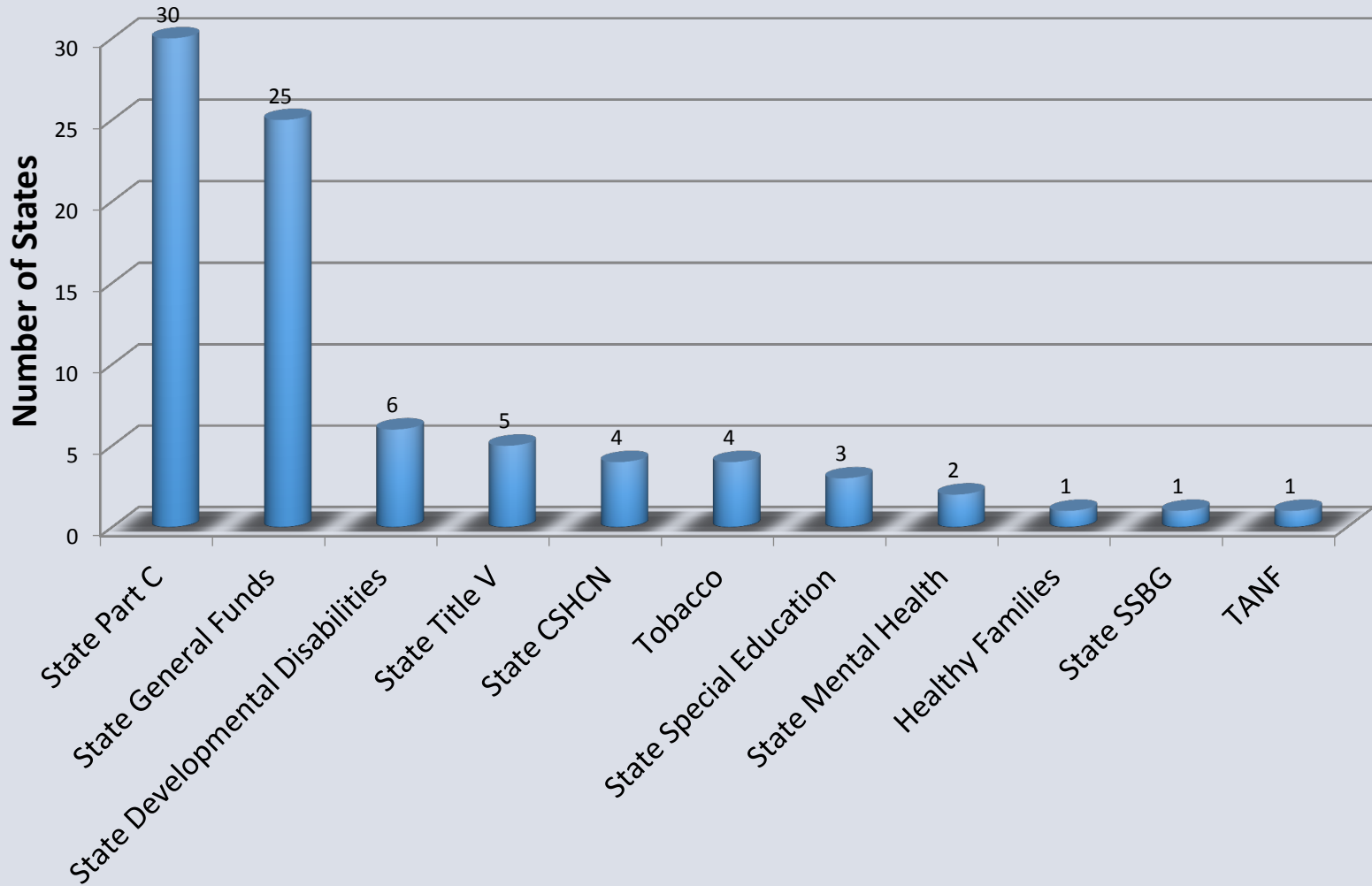
\$543,365,439



Total Number of Fund Sources Identified by States for Each Infrastructure Component

Infrastructure Component	Federal	State	Local
State Administration	5	5	2
Regional Administration	6	6	4
Local Administration	8	7	9
SICC	3	4	0
Child Find Public Awareness	7	7	0
Evaluation/Assessment	7	7	9
Comprehensive System of Personnel Development	5	5	4
Monitoring	4	5	3
Dispute Resolution	3	5	3
Data System	5	5	3
IFSP Development	7	7	9

State Funds Controlled by the Lead Agency



Federal Initiatives

- Temporary Assistance for Needy Families (TANF)
- Title V - Maternal and Child Health Block Grants
- Home Visiting
- Project LAUNCH
- Community-Based Child Abuse Prevention (CBCAP)
- RTT-ELC
- Child Care Development Block Grant (CCDBG)
- Title I – *Elementary and Secondary Education Act*

Considerations re: New Funding

- Where in the federal government do the funds originate, and who are the relevant state-level and federal decision makers?
- Which agencies or organizations at the state or local level are eligible to receive them?
- What are the funds' allowable uses and are they available for long- or short-term uses?
- What are the policy implications for using funds at the state or local level, i.e., are there any policies that may need to be in place or changed in order for the funds to be used to support comprehensive services?

Source: Putting It Together: A Guide to Financing Comprehensive Services in Child Care and Early Education
<http://www.clasp.org/resources-and-publications/files/A-Guide-to-Financing-Comprehensive-Services-in-Child-Care-and-Early-Education.pdf>

Resources and How They Can Help

ECTA System Framework

<http://ectacenter.org/sysframe/>

A Framework for Developing and Sustaining a Part C Finance System

<http://ectacenter.org/~pdfs/pubs/nnotes23.pdf>

Putting it Together: A Guide to Financing Comprehensive Services in Child Care and Early Education

<http://www.clasp.org/resources-and-publications/files/A-Guide-to-Financing-Comprehensive-Services-in-Child-Care-and-Early-Education.pdf>

Resources and How They Can Help

Understanding and Using Fiscal Data: A Guide for Part C State Staff

http://dasycenter.sri.com/downloads/DaSy_papers/Understanding_and_Using_Fiscal_Data_11914_FINAL_Access.pdf

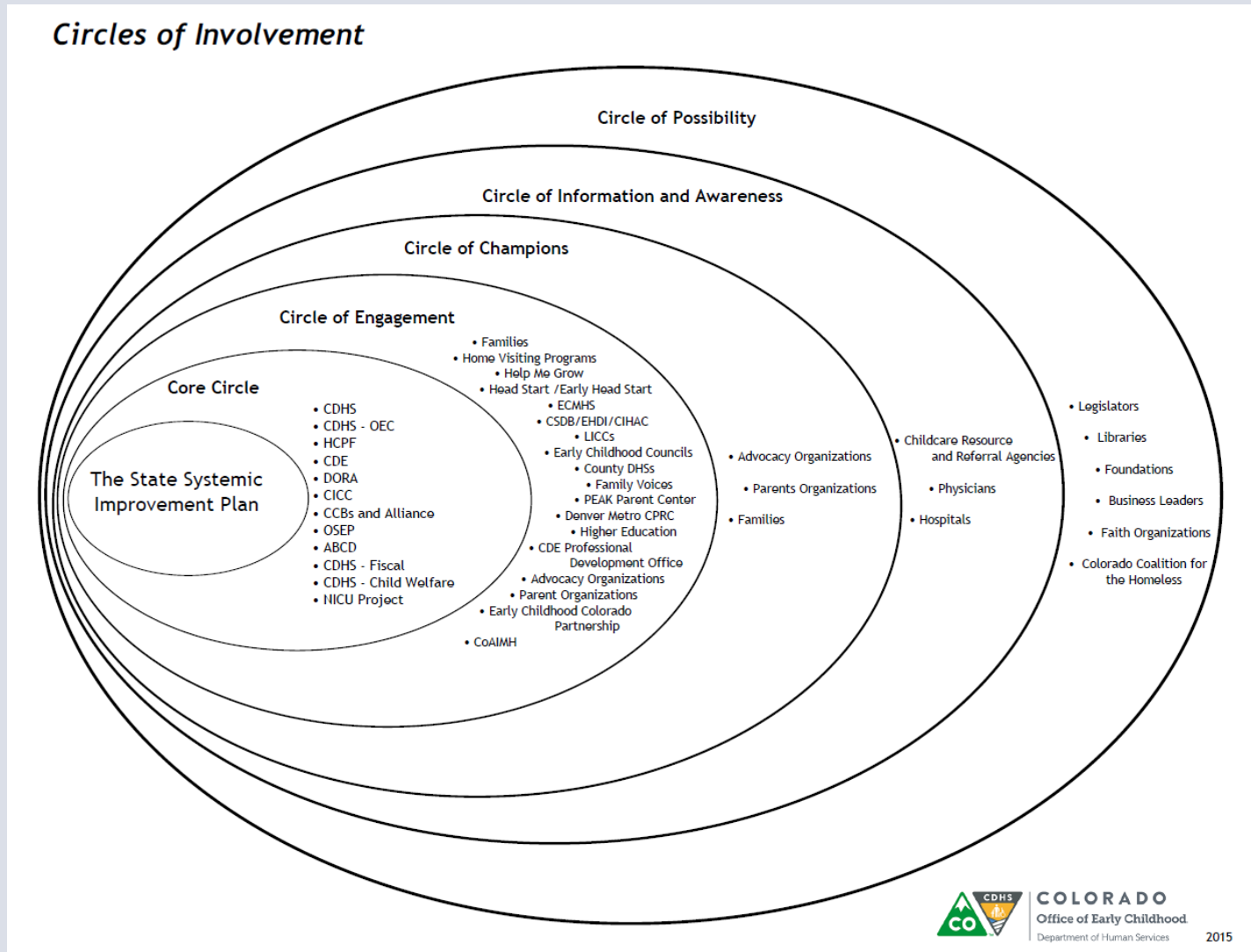
Follow the Money: A Tool for Mapping Funds for Out of School Time Initiatives

<http://www.afterschoolnetwork.org/sites/main/files/file-attachments/followthemoney.pdf>

Circles of Involvement

http://ectacenter.org/~pdfs/meetings/finance2014May/Circles_of_Involvement.pdf

Colorado Example: Circles of Involvement



Next Steps

Based on our discussion,
what would be helpful to you
as you move forward with
leveraging resources to
achieve your SIMR?

For More Information



Visit the IDC website

<http://ideadata.org/>



Follow us on Twitter

<https://twitter.com/ideatacenter>

This presentation was supported by a grant from the U.S. Department of Education, #H373Y130002. However, the contents do not necessarily represent the policy of the Department of Education, and you should not assume endorsement by the Federal Government.

Project Officers: Richelle Davis and Meredith Miceli

